

ComfortStar®

Air Conditioning and Heating

SPECIFICATION sheet



PTAC

7,000 - 15,000 Btu/h

88 Series

Packaged Terminal
Air Conditioner/
Heat Pump



www.comfortstarusa.com



SPECIFICATION sheet

PTAC

7,000 - 15,000 Btu/h



Standard features:

- Real time diagnostics - LED indicator with flash error code to detect fault condition
- Auto Restart - the unit automatically restarts after a power failure
- Random compressor restart to help prevent power surges
- 3 minutes compressor delay protection
- Anti-freeze protection
- Auto defrost protection, activates emergency heat when outdoor temperature is too low (for heat pump only)
- Digital display
- Setting point limit
- Front desk control
- 24V wall thermostat control
- Fits into standard 42 x 16 wall sleeve
- Fresh air intake

Model Number Identification

88

R410 PTAC

AC

AC - Air Conditioner
HP - HEAT PUMP

7

7-7,000 Btu/h
9-9,000 Btu/h
12-12,000 Btu/h
15-15,000 Btu/h

230

230-208-230V
265-265V



Before proceeding with installation, refer to installation instructions packaged with each model, as well as complying with all federal, state, provincial, and local codes, regulations and practices.



General Terms of Limited Warranty

ComfortStar USA warrants that our products conform to the manufacturer specifications and will be free of defects in material and workmanship under normal use and maintenance.

For complete details of the limited warranty, including applicable terms and conditions, see your local distributor or contact the manufacturer for a copy.



our green promise™

Specifications

Cooling & Electric Heat							Noise level dB(A)		Weight	
Model	Supply Power	Cooling Capacity (Btu/h)	EER	Electrical heat Capacity *	Indoor CFM	Rated Current (Cooling) A	Indoor	Outdoor	Net (lbs.)	Shipping (lbs.)
88AC07-230	208-230V / 1Ph / 60Hz	7000	12	2kw, 3kw	300	3	50	62	112	132
88AC09-230	208-230V / 1Ph / 60Hz	9000	11.3	2kw, 3kw	320	4.78	51	62	112	132
88AC12-230	208-230V / 1Ph / 60Hz	12000	10.7	2kw, 3kw, 5kw	350	7.57	53	65	116	136
88AC15-230	208-230V / 1Ph / 60Hz	15000	9.8	2kw, 3kw, 5kw	350	11.03	53	65	118	138
88AC07-265	265V / 1Ph / 60Hz	7000	12	2kw, 3kw	300	2.97	50	62	112	132
88AC09-265	265V / 1Ph / 60Hz	9000	11.3	2kw, 3kw	320	4.12	50	62	112	132
88AC12-265	265V / 1Ph / 60Hz	12000	10.7	2kw, 3kw, 5kw	350	5.35	52	65	116	136
88AC15-265	265V / 1Ph / 60Hz	15000	9.8	2kw, 3kw, 5kw	350	7.38	52	65	118	138







Heat Pump & Electric Heat									Noise level dB(A)		Weight	
Model	Supply Power	Cooling Capacity (Btu/h)	EER	Electrical Heat Capacity*	Heat pump Heat (Btu/h)	COP	Indoor CFM (H/M/L)	Rated Current (Cooling) A	Indoor	Outdoor	Net (lbs.)	Shipping (lbs.)
88HP07-230	208-230V / 1Ph / 60Hz	7000	12	2kw, 3kw	6300	3.4	300	4.2	50	62	112	132
88HP09-230	208-230V / 1Ph / 60Hz	9000	11.3	2kw, 3kw	8100	3.3	320	5.3	51	62	112	132
88HP12-230	208-230V / 1Ph / 60Hz	12000	10.7	2kw, 3kw, 5kw	10700	3.1	350	7.8	53	65	116	136
88HP15-230	208-230V / 1Ph / 60Hz	15000	9.8	2kw, 3kw, 5kw	13800	2.9	350	10.6	53	65	118	138
88HP07-265	265V / 1Ph / 60Hz	7000	12	2kw, 3kw	6300	3.4	300	3	50	62	112	132
88HP09-265	265V / 1Ph / 60Hz	9000	11.3	2kw, 3kw	8100	3.3	320	3.9	50	62	112	132
88HP12-265	265V / 1Ph / 60Hz	12000	10.7	2kw, 3kw, 5kw	10700	3.1	350	5.5	52	65	116	136
88HP15-265	265V / 1Ph / 60Hz	15000	9.8	2kw, 3kw, 5kw	13800	2.9	350	7.3	52	65	118	138

* See power cord selection chart below for heating capacity rating.

Power Cord Selections: 88 Series PTACs are not individually equipped with a power cord, so one MUST be ordered separately based on the voltage and amperage of your electrical circuit. Also, electric heating capacity will be determined by the power cord you selected.				Part number of Power Cord	Voltage	Electrical Heating Capacity					
Model		Part Number of Power Cord			PWRCORD-230-15A	208-230V / 1Ph / 60Hz	2kw				
		30A	20A	15A							
88AC07-230	88HP07-230	PWRCORD-230-30A	PWRCORD-230-20A	PWRCORD-230-15A	PWRCORD-230-20A	208-230V / 1Ph / 60Hz	3kw				
88AC09-230	88HP09-230										
88AC12-230	88HP12-230										
88AC15-230	88HP15-230										
Model		Part Number of Power Cord			PWRCORD-265-15A	265V / 1Ph / 60Hz	2kw				
		30A	20A	15A							
		88AC07-265	88HP07-265	PWRCORD-265-20A				PWRCORD-265-15A	PWRCORD-265-20A	265V / 1Ph / 60Hz	3kw
		88AC09-265	88HP09-265								
88AC12-265	88HP12-265										
88AC15-265	88HP15-265										
Model		Part Number of Power Cord			PWRCORD-265-30A	265V / 1 Ph / 60Hz	5kw				
		30A	20A	15A							

* Using 30A cord on 7k and 9k BTU units will result in damage to the units.

Receptacles and Fuse Type

RECEPTACLE						
AMPS	15	20	30	15	20	30
RATED VOLTS	250	250	250	265	265	265
TIME-DELAY TYPE FUSE (or HACR Circuit Breaker)	15	20	30	15	20	30

Field Installed Optional Accessories

Wall Sleeve



Outdoor Grille



Thermostats:



iSTAT series:
Wireless Remote Control
Thermostat



CP series:
Horizontal non-programmable
or programmable thermostat

CVT series:
Vertical
non-programmable
thermostat



CDT series: Touch Screen
programmable thermostat

ComfortStar®
12201 N.W. 107th Avenue
Medley, FL 33178

toll free: 1-866-524-9898 • fax: 305-500-9896
e-mail: info@comfortstarusa.com • www.comfortstarusa.com

